

COMPOSITION 1

ENG101 Spring 2012



ENG 101: Composition 1 Courtney Danforth

Course Information: English 101 is designed to strengthen college-level writing skills, with particular attention to audience, purpose and rhetorical situation. Students receive extensive background in strategies of planning, drafting and revising. Research is introduced as a means by which students can extend their own understanding through the use of outside resources. Additionally, critical reading and thinking strategies are developed. Students who successfully complete ENG 101 with a grade of “C-” or higher will be eligible to enroll in ENG 102. Prerequisite: English Placement Test or completion of ENG 098 or ESL 139 with a grade of “C-” or higher.

* **NOTE:** this is a “research enhanced” section of 101, focusing on basic academic research methods with the help of CSN’s librarians and held in a computer classroom. Some students may find the research focus too challenging or unsuitable for their educational goals and should evaluate whether another section of the course is more appropriate.

Meeting times: This is a 3 credit course meeting from 27 August 2012 to 11 December 2012. As a 3 credit course, students are expected to allocate an average of 9 hours each week. Three of those hours each week will be in the classroom and six of those hours are for reading, homework, studying, revision, etc.. It is up to each student to plan a suitable weekly schedule that meets the demands of the course. Students are able to work ahead of the planned schedule insofar as they are able and our writing community will allow.

Instructor information: Courtney Danforth, best reached during this course via the email function inside of ANGEL. Please call me “Courtney” or “Professor Danforth.”


Withdrawal Policy: You must withdraw yourself to get a W on your transcript. If you do not, I will record whatever grade you earn.



Grades: There are 845 points available in the course. The grading scale is as follows:

816-845 points: A	570-610 points: C
775-815 points: A-	529-569 points: C-
734-774 points: B+	488-528 points: D+
693-733 points: B	447-487 points: D
652-692 points: B-	406-446 points: D-
611-651 points: C+	0-405 points: F

Policies on late assignments and/or makeup work: Late assignments are not accepted and makeup work is not offered except for extraordinary circumstances.



Course objectives/learning outcomes:

- Read, analyze, and integrate challenging material into original writing;
- Use a process approach to write complete, coherent, and well-developed thesis-driven essays;
- Employ appropriate documentation to support research-based essays;
- Identify purpose, audience, and rhetorical situation;
- Use appropriate technologies to prepare written assignments;
- Control conventions of language, mechanics, and MLA format.

Required texts:

1. Bullock, Richard and Francine Weinberg. *The Norton Field Guide to Writing with Handbook with 2009 MLA Updates*. 2nd ed. New York: Norton, 2009. (9780393934397)
2. Graff, Gerald and Cathy Birkenstein. *They Say / I Say: the moves that matter in academic writing*. 2nd ed. New York, Norton 2010. (9780393933611)

CSN Academic Integrity Policy: <http://www.csn.edu/pages/904.asp>

Attendance policy: Students are expected to check in to the course at least once each day, Monday-Thursday either in ANGEL or in the classroom.

Instructor Academic Integrity Policy: All violations will be reported to the campus administration. In-course consequences range from failure of the assignment to failure of the course. As long as you are disciplined in your research, reading, and record-keeping, and clearly indicate all responsibilities and sources, you should be fine. However, it can be confusing to know what qualifies as plagiarism and how to avoid it. Make sure you know what you're doing. For help, see: http://www.plagiarism.org/plag_article_plagiarism_faq.html.

Disabilities: Please read the CSN Americans with Disabilities Act (ADA) statement and consult the CSN Disability Resource Center at <http://www.csn.edu/pages/2566.asp>. Your instructor is committed to providing the accommodations to which you are entitled.

Students' rights and responsibilities for CSN: <http://www.csn.edu/pages/660.asp>

Due Dates/Schedule

This syllabus is subject to change as deemed appropriate by the instructor with advance notification.

27-30 August: Getting Started

- 31 Aug: Orientation Quiz
- 31 Aug: Post Introduction and Reply

3-6 September: Process&Audience

- 3-4 Sep: No class
- 4 Sep: CS: Rhetoric
- 4 Sep: CS: Writing Process
- 5 Sep: CS: They Say

10-13 September: Voice

- 10 Sep: CS: I Say
- 12 Sep: CS: Definition Essays

17-20 Sept.: Definition & Revision

- 17 Sep: Definition Essay draft
- 19 Sep: Definition Essay revision

24-27 September: Peer Review

- 26 Sep: Definition Essay Peer Reviews
- 26-27 Sep: No class
- 27 Sep: Research Pre-test

1-4 October: Citation Workshop

- Bibliographic workshop in class
- 1 Oct: CS: Annotated Bibliography

8-11 October: Research 1

- 10 Oct: CS: Research
- 10 Oct: Formulating Research Questions handout (printed & filled out)
- 10-11 Oct: Research Librarian session

15-18 October: Research 2

- 15-16 Oct: Research Librarian session
- 17-18 Oct: Research Librarian session
- 18 Oct: Midterm Survey

22-25 October: Bibliography

- 22-23 Oct: Research clinic
- 24 Oct: Annotated Bibliography

29 Oct - 1 November: Revision

- 31 Oct: AB peer review
- 31 Oct- 1 Nov: No Class

5-8 November: Process Analysis

- 5 Nov: CS: Tying it All Together
- 5 Nov: Templates Reflection
- 6 Nov: CS: Process Analysis
- 9 Nov: Process Analysis Essay

12-15 November: Screencasting

- 12-13 Nov: No class
- 15 Nov: Process Analysis Screencast
- 16 Nov: Process Analysis Screencast Peer Reviews

19-22 November: Argument

- 19 Nov: Research Reflection
- 19 Nov: CS: Argument
- 21-22 Nov: No class (Thanksgiving)

26-29 November: Revision

- 26 Nov: Argument Essay
- 27 Nov: Argument Peer Reviews
- 28 Nov: CS: Portfolio
- 29: Reserach Test
- 30 Nov: Extra Credit

3-6 December: Portfolio

10-11 December: Business Letters

- No class: (time to produce portfolio)
- 12 December: Portfolio

NOTE: All assignments are due by 1pm (pacific time) on their listed due dates. At deadline, their links in ANGEL will disappear and you will no longer be able to access the dropboxes or submit your work. Please plan ahead.

Assignments

NOTE: Please use the copy/paste function of your computer to submit written assignments. Your instructor does not read attachments. ANGEL provides all necessary formatting tools in submission windows. However, it is prudent to compose (and save often) or draft all documents outside of ANGEL to prevent data loss. Google Docs is free and an excellent word processing choice.

Orientation Quiz: After reading the syllabus thoroughly, investigating your textbooks, and getting to know the course site in ANGEL, this quiz will help to make sure you understand how the course will progress. You will have two hours to complete the 20 question quiz and are free to use any resources you have available ("open book"). You may take this quiz at any time during the first week of the course. The purpose of this assignment is for you to get familiar with resources, tools, protocols, and expectations for the course.



- The Orientation Quiz is worth 10 points towards your course grade.
- Due: 1pm, 31 August 2012

Introduction and Reply: Academic writing happens in a community. Part of learning to write is learning to receive and offer feedback to your peers. Though this is an online course, it constitutes a writing community and you will be reading and critiquing your classmates' writing, and receiving their response to your writing. Introduce yourself. Tell us what you like to be called, where you live, what you want to study, what interests you, what you do with your time, what sort of writer you are, or anything you want us to know. Read through the posts and post a reply to a classmate with whom you have something in common. The purpose of this assignment is for you to get familiar with the discussion board functions of ANGEL and to establish relationships in the writing community that is this course.

- The Introduction and Reply is worth 10 points towards your course grade.
- Due: 1pm, 31 August 2012

Chapter Summaries: There are eleven sets of chapter summaries that are due throughout the semester. These summaries serve as course notes, teach you specific skills you'll need to demonstrate on assignments, and also provide training in dense and concise writing. For your convenience, there is a template posted as "Chapter Summaries Template" in "Orientation" under "Course Content". For each chapter in the assigned set, you will write 75 words summarizing the important information in the chapter and 25 words explaining how you will apply that chapter's information in your own academic writing. The total number of words required for each set of summaries will differ according to the number of chapters assigned (if there are four chapters assigned, you will write a total of 400 words; if there are seven chapters assigned, you will write 700 words). It will be a challenge to note all important instruction in the chapters in so few words--do not waste your word count on "niceties" such as "In Chapter 319 of The Norton Field Guide to Writing, 'Business Writing'...". Instead, get right to the meat of the chapter: "When describing experience on a resume, use action verbs to excite a reader. Business letters may contain footnotes when necessary." The purpose of these assignments is to read/learn specific writing skills, to practice writing concisely, to encourage self-reflection on writing skills, and to prepare you for assignments that follow.

- Each of these 11 sets of summaries is worth 10 points towards your course grade.
- Writing Process: 7 chapters/700 words
- Rhetoric: 4 chapters/400 words
- They Say: 3 chapters/300 words
- I Say: 4 chapters/400 words
- Definition: 3 chapters/300 words
- Research: 4 chapters/400 words
- Annotated Bibliography: 4 chapters/400 words
- Tying it All Together: 2 chapters/200 words
- Process Analysis: 4 chapters/400 words
- Argument: 4 chapters/400 words
- Portfolio: 2 chapters/200 words



Assignments, con't

Definition Essay: One of the first tasks for many essays is for a writer to define the terms in use within the essay. Using formal, extended, and stipulative definitions, define “academic writing” and its constituent parts. What is academic writing? How is it like and unlike other forms of writing? You must address: plagiarism, citation, research, and thesis. You must incorporate information from sources of your choosing (including the textbooks) to the best of your ability. The purpose of this assignment is to practice definitional argument, a primary mode of academic writing that you will encounter during your college experience, and for you to expand and cement your understanding of “academic writing”.

- 100 points
- 1000 words
- Due 1pm 19 September 2012

Peer Reviews: Academic writing happens in a community. Part of learning to write is learning to receive and offer feedback to your peers. You will write eight peer reviews during the course--selecting two classmates to review for each of three essays and one annotated bibliography. Each peer review will total 250 words and address both your classmates' successes and the elements of writing that, in your informed opinion, deserve revision. You do not need to be an expert in order to share your experience and your take on a piece of writing. Consider what sort of feedback you would most like to receive, and use that concept to guide your peer review. You should focus your review on writing skills instead of content as much as possible. As you respond to a classmate's work, you should take the opportunity to reflect on your own skills with writing. For each peer review, please select a different classmate and please help to ensure that every student receives at least one peer review. You should post your review as a followup “Reply” to your classmate's original posting of his/her essay. The purpose of this assignment is for you to evaluate and critique your classmates' writing, review specific writing skills, and evaluate your own skills against those of your peers.

- Each of the eight peer reviews is worth 10 points

- Definition Essay Peer Reviews (2): 250 words each, due 1pm 26 September 2012
- Annotated Bibliography (2): 250 words each, due 1pm 31 October 2012
- Process Analysis Screencast Peer Reviews (2): 250 words each, due 1pm 16 November 2012
- Argument Essay Peer Reviews (2): 250 words each, due 1pm 27 November 2012

Annotated Bibliography: Of all the things you know, what topic do you know the most about? Are you an expert on anime or judo or baking or saltwater aquariums or gin-based cocktails or Namibia or yoga or colonial American tombstones or stasis theory in law or companion animal politics in ancient Rome or medieval prophecy? Decide in what topic area you are closest to being an expert. After reading in Norton about the research process, begin to research your topic to find out even more. Consult the help sheets posted for conducting smart research in Google and in the library's databases. The library sources have been purchased for your use in this and other courses you take at CSN and are, generally speaking, a more responsible choice overall for academic research. Select ten sources that best demonstrate your ability to find and evaluate sources related to your topic (at least five must be library sources--digital sources found in the library are fine). For each of your chosen sources, construct a full citation in MLA format (refer to Norton chapter 49 for examples) and a 100 word descriptive annotation of the source. Arrange your ten entries (ten pairs of citation with annotation) in alphabetical order (as required by MLA). Begin your annotated bibliography with a 100 word introduction to your specific topic. The purpose of this assignment, which tests research methods, summary, and documentation, is to practice a fundamental exercise in academic research and a document type you are likely to be assigned in your future coursework.

- Basic Google Search Tips (<http://tinyurl.com/dk4toz>)
- Google Advanced Search Tips (<http://tinyurl.com/cnl73j>)
- Jumpstart Your Research with CSN (<http://tinyurl.com/6tluh0l>)



- The Annotated Bibliography is worth 100 points towards your course grade.
- Due: 1pm 24 October 2012

Research Reflection: Early in the course, you'll have an opportunity to sign-up for appointment to meet privately with our librarian for the course, Ted Chodock. After working on the Research Question handout, go to your appointment with a list of questions about research and citations. After you've met (minimum, 10 minutes), reflect on the experience. What did you learn? How did the session help you grow as a researcher and academic writer? Reflect on your skills and growth and respond in 250 words. The purpose of this assignment is for you to consider the definition of academic research, reflect on your ability to conduct academic research, and to understand the function of research experts (such as librarians) in the academic research process.

- 25 points
- Due: on or before 19 November 2012

Templates Reflection: The textbook *They Say / I Say* is controversial because it uses templates to facilitate students' entry to academic conversation and academic writing. Read the rationale of the authors in the introduction and the appendix of templates. What do you think about this method for academic writing? Reflect on this notion and respond in 250 words. The purpose of this assignment is for you to consider the arguments made by Graff and Birkenstein, reflect on your own experience using their recommendations as you begin to write in academic style, and experiment with staking claims that are proved with evidence.

- 10 points
- Due: 1pm 5 November 2012

Assignments, con't

Process Analysis Essay: You may recall writing a process essay as a child, probably around fourth grade. The early form of this assignment often requires students to describe the process for making a peanut butter and jelly sandwich. In process analysis, it's important to account for every step in the process and to describe it in enough detail that your reader can replicate the process. For this assignment, analyze the process of using MLA style to cite research in an academic essay. One likely place to begin is with the process of using a library database and selecting an appropriate source. Your analysis must explain the rules and process for creating a Works Cited list and how to punctuate the parenthetical in-text citations. Imagine a student next semester who has to learn how to do academic research, use MLA citations, and write a paper using those skills--what would that student need to know? In addition to the information provided by your textbooks, I also recommend this page from Purdue (<http://owl.english.purdue.edu/owl/resource/747/02/>). You must use the knowledge you gain from your research to cite sources within your essay. The purpose of this assignment is to practice a mode of writing common in college assignments, particularly in fields outside the humanities, and also to insure that you understand the process of academic writing.

- 100 points
- 1000 words
- Due: 1pm, 9 November 2012

Screenecast: After you've written your process analysis essay, you will have made a great start at explaining the process of writing with MLA. For the screenecast assignment, we'll make short videos of your process analysis essay. You'll use your essay as the basic script, add some visuals and animation, and record the whole thing as a screenecast video.

- 100 points
- Due: 1pm 16 November 2012

Argument Essay: The argument is the most important and most common form of essay you will be asked to write in college. This type of essay is alternately known as a "persuasive" essay. On the topic of your Annotated Bibliography, and making use of the research you have already undertaken and any additional resources you wish to add, construct an argumentative essay that uses research to prove a claim of your choice. Remember your audience when writing this essay. Your paper will be read by your classmates, who are likely unfamiliar with your topic, and by your instructor, who knows a lot about a lot, but probably isn't an expert on your specific topic. You will need to enhance your argument with definition, comparison, and analysis to ensure that your readers understand enough about your topic to make an informed decision about your claim. As the last essay of the course, you should apply all the skills you have learned this semester in your essay. The purpose of this assignment is for you to practice this most important mode of academic writing, for you to share your area of expertise, and for you to demonstrate your ability to make claims that are proven by evidence gathered from research.

- 100 points
- 2000 words
- Due: 1pm 26 November 2012

Portfolio: At the end of this semester, you should be an even more capable college writer than you were at the beginning. You've written three major essays and many short writing assignments. You've worked on research, citation, grammar, organization, argumentation, and critical thinking skills. Please revise each of your three essays to demonstrate your writing process and every composition skill you've learned during the previous seven weeks. You should consider peer review comments you received, my grading comments, the advice of your textbook, and links posted for the course. You should locate additional sources through research and apply them as evidence in your essays, making sure to cite thoroughly and accurately. Every essay can be improved--even those that earned As the first time around. You can plan to spend approximately ten hours on this assignment.

In addition to your three revised essays, your portfolio should include a business style letter from you to me. This letter is your opportunity to argue the extent of your success in the course. You should answer questions such as:

- What have you learned?
- Which parts of this course were helpful in developing your college writing skills and which parts didn't help you?
- What revisions, specifically, did you make to each of your four papers?
- What can you do now that you didn't show in your first papers?
- What skills do you think will be most useful to you during the rest of your college career?

To format a business letter, check out <http://owl.english.purdue.edu/owl/resource/653/01/>. There is a sample letter available in the "Orientation" folder.

There is no specific requirement for length on this assignment. You should use your best judgment to know when you have said everything that needs to be said as concisely and effectively as possible. To submit your portfolio, please copy and paste (in this order, as a single submission):

- Portfolio letter
- Revised Essay 1
- Revised Essay 2
- Revised Essay 3

The portfolio is your last assignment of the semester. The purpose of this assignment is for you practice the complete cycle of the writing process, to reflect on and demonstrate your progress as an academic writer throughout the course, and to boost your grade at the end of the course (if earned). Thank you for your hard work in this course. I wish you the very best of luck in the rest of your coursework!

- 100 points
- Due: 1pm 12 December 2012